




Current Deep Aquifer Potentiometric Surface and Flow Direction

LEGEND

-  POTENTIOMETRIC SURFACE CONTOUR m(AHD)
-  GROUNDWATER FLOW DIRECTION
-  DIPNR GROUNDWATER EXTRACTION EXCLUSION AREA

